














Selection Guide of Multimeters

	Analogue Multimeters			Digital Multimeters										
MODEL	1109S	1110	1018 1018H	1019R	1020R	1021R	1030	1009	1011 1012	1051 1052	1061 1062	2000 2001	2012R	
Appearance														
Detection method	MEAN	MEAN	MEAN	RMS	RMS	RMS	MEAN	MEAN	MEAN(1011) RMS(1012)	RMS(1051) RMS/MEAN (1052)	RMS(1061) RMS/MEAN (1062)	MEAN	RMS	
Maximum count display	-	-	4000	6000	6000	6000	4000	4000	6000	6000	50000	3400	6000	
DC Basic accuracy	±3% of FS	±3% of FS	0.8%	0.8%	0.5%	0.5%	0.8%	0.6%	0.5%	0.09%	0.02%	1.5%	1.0%	
Frequency response	30 - 20kHz	50 - 5kHz	50 - 400Hz	45 - 500Hz	40 - 500Hz	40 - 500Hz	50 - 400Hz	50 - 400Hz	40 - 1kHz	40 - 1kHz	10 - 20kHz(1061) 10 - 100kHz(1062)	50 - 400Hz	45 - 400Hz	
Measurement														
DCV Resolution	1000V 0.002V	600V 0.005V	600V 0.1mV	600V 0.1mV	1000V 0.1mV	600V 0.1mV	600V 0.1mV	600V 0.1mV	600V 0.1mV	1000V 0.1mV	1000.0V 0.001mV	600V 0.1mV	600V 0.1mV	
ACV Resolution	1000V 0.2V	600V 0.2V	600V 0.001V	600V 0.001V	1000V 0.1mV	600V 0.1mV	600V 0.001V	600V 0.1mV	600V 0.001V	1000V 0.1mV	1000.0V 0.01mV(1061) 0.001mV(1062)	600V 0.001V	600V 0.001V	
DCA	250mA	300mA	-	-	-	10A	-	10A	10A	10A	10A	60A(2000) 100A(2001)	120A	
ACA	-	-	-	-	-	10A	-	10A	10A	10A	10A	60A(2000) 100A(2001)	120A	
AC+DC	-	-	-	-	-	-	-	-	-	-	✓	-	-	
Resistance	20MΩ	300kΩ	40MΩ	40MΩ	40MΩ	40MΩ	40MΩ	40MΩ	60MΩ	60MΩ	50MΩ	34MΩ	60MΩ	
Continuity buzzer	-	✓	✓	✓	✓	✓	✓	✓	✓	✓	✓	✓	✓	
Battery test	-	✓	-	-	-	-	-	-	-	-	-	-	-	
Diode test	-	-	✓	-	✓	✓	✓	✓	✓	✓	✓	-	✓	
Capacitance test	-	-	200μF	600μF	1000μF	1000μF	100μF	100μF	4000μF	1000μF	50mF	-	40μF	
Frequency	-	-	10kHz	-	ACV 99.99kHz	ACA 9.999kHz ACV 99.99kHz	200kHz	10MHz	10MHz	99.99kHz	99.99kHz	ACA 10kHz ACV 300kHz	ACA 400Hz ACV 300kHz	
Duty cycle ratio	-	-	✓	-	✓	✓	✓	✓	✓	-	✓	-	-	
Temperature	-	✓	-	-	-	-	-	-	✓	✓	✓	-	-	
Decibel	✓	-	-	-	-	-	-	-	-	-	✓	-	-	
Low power-Ω	-	-	-	-	-	-	-	-	-	-	✓(1062)	-	-	
Function														
Dual display	-	-	-	-	-	-	-	-	-	-	✓	✓	-	
Bar graph	-	-	-	-	-	-	-	-	✓	✓	✓	✓	✓	
Back light	-	-	-	-	✓	✓	✓	-	-	✓	✓	-	-	
Data hold	-	-	✓	-	✓	✓	✓	✓	✓	✓	✓	✓	✓	
Auto hold	-	-	-	-	-	-	-	-	-	✓	✓	-	-	
Peak hold	-	-	-	-	-	-	-	-	-	-	✓(1062)	-	-	
Max/Min/Ave	-	-	-	-	✓(No Ave)	✓(No Ave)	-	-	✓(No Ave)	✓(1052)	✓	-	-	
Relative	-	-	✓	✓	✓	✓	✓	✓	✓	✓	✓	-	-	
Manual memory	-	-	-	-	-	-	-	-	-	✓(1052)	✓	-	-	
Logging memory	-	-	-	-	-	-	-	-	-	✓(1052)	✓	-	-	
Communication	-	-	-	-	-	-	-	-	-	✓(1052)	✓	-	-	
Other														
Operating temperature	0 - 40°C	0 - 40°C	0 - 40°C	0 - 40°C	0 - 40°C	0 - 40°C	0 - 40°C	0 - 40°C	0 - 40°C	0 - 40°C	-10 - 55°C	-20 - 55°C	0 - 40°C	0 - 40°C
Measurement categories	-	CAT III 300V CAT II 600V	CAT III 300V	CAT III 300V CAT II 600V	CAT IV 300V CAT III 600V CAT II 1000V	CAT IV 300V CAT III 600V	CAT III 600V	CAT III 300V	CAT III 300V CAT II 600V	CAT IV 600V CAT III 1000V	CAT IV 600V CAT III 1000V	CAT III 300V CAT II 600V	CAT III 300V CAT II 600V	
Power source	R6x2, 6F22x1	R6 x 2	LR-44 x 2	CR2032x1	R03 x 2	R03 x 2	LR-44 x 2	R6 x 2	R6 x 2	R6 x 4	R6 x 4	R03 x 2	R03 x 2	
Dimensions (L)x(W)x(D)mm	150x100x47	140x94x39	107x54x10	126x85x18	155x75x40 ^{*2}	155x75x35 ^{*1} 155x75x40 ^{*2}	190x39x31	161x82x50	161x82x50	192x90x49	192x90x49	128x84x24(2000) 128x92x27(2001)	128x92x27	
Weight(Approx.)	330g	280g	70g	135g	250g	250g	100g	280g	280g	560g	560g	210g(2000) 220g(2001)	220g	

*1 With flat-type holder
*2 With wing-type holder